

Interior Latex Flat Paint Viscosity Analysis

Viscosity testing for interior latex flat paint is crucial to ensure consistent application quality, spreadability, and stability. Comparing two brands provides insights into performance differences, helping manufacturers maintain quality standards and optimize formulation for smooth application and durability on surfaces.

Background:

- Interior latex paint should have specific viscosity properties to support even coverage and adherence.
- Shear-thinning behavior (decreasing viscosity with increasing shear rate) allows the paint to spread easily when brushed or rolled.

Equipment:

- Viscometer: Brookfield CAP 2000+L
- Spindle: Cone-01
- Temperature Control: Brookfield TC-502 Programmable Bath set to 25°C

Accessories:

- Small Sample Adapter with temperature control

Settings:

- Test Temperature: 25°C
- Speeds: 50, 150, 300, 450, 600, 750, and 900 rpm

Procedure:

1. Connect the Small Sample Adapter to the TC-502 Bath, setting and stabilizing the temperature at 25°C.
2. Insert the spindle and secure the paint sample in the adapter chamber.
3. Set the viscometer to 50 rpm, let readings stabilize, and record the viscosity.
4. Incrementally increase speeds to 150, 300, 450, 600, 750, and 900 rpm, recording viscosity at each speed.
5. Test both paint brands under identical conditions to compare performance.



Observations:

- Figure 1: Viscosity profiles of both paint brands at 25°C show decreasing viscosity as speed increases, confirming shear-thinning behavior.
- Figures 2 and 3: Viscosity data for both brands are fitted to a Power Law model, highlighting differences in flow behavior. The Power Law fit quantifies each brand's consistency and flow index, with Brand A showing a slightly higher consistency index than Brand B, indicating a thicker texture at lower shear rates.

Results:

- Both brands display shear-thinning properties, essential for smooth application.
- Brand A has a higher initial viscosity than Brand B, suggesting a thicker formulation that may impact ease of spread and coverage.

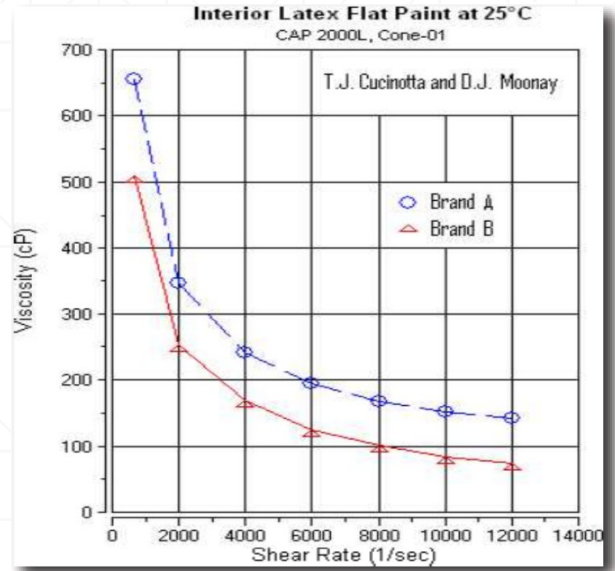


Figure I
Interior Latex Flat Paint
Brands A and B, at 25°C.

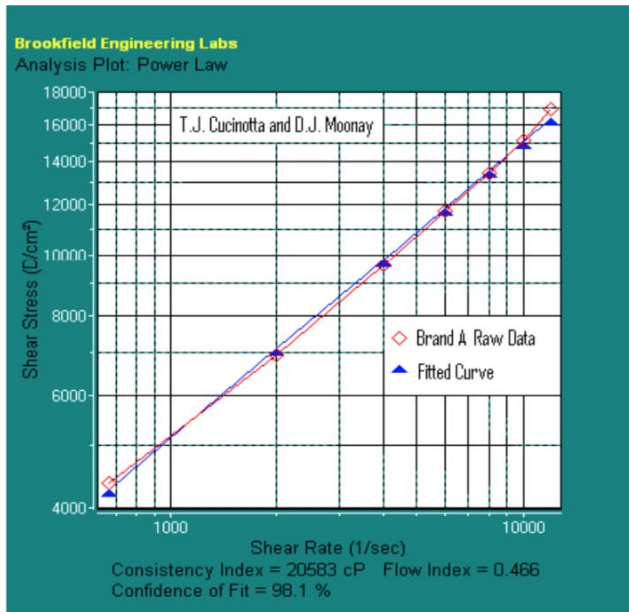


Figure II
Brand A Interior Latex
Flat Paint at 25°C.

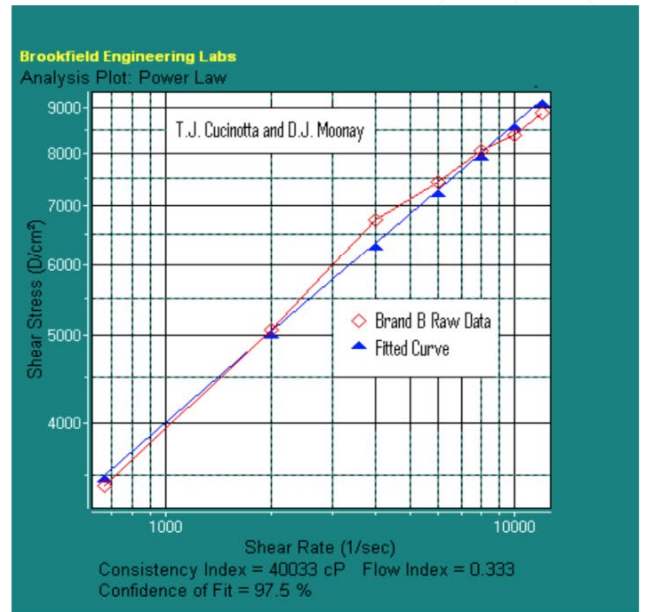


Figure III
Brand B Interior Latex
Flat Paint at 25°C.